

Cornwall Cannabis Survey Results

Released by the P&Z Commission on June 13, 2023

1. How did Cornwall residents find out about the survey?

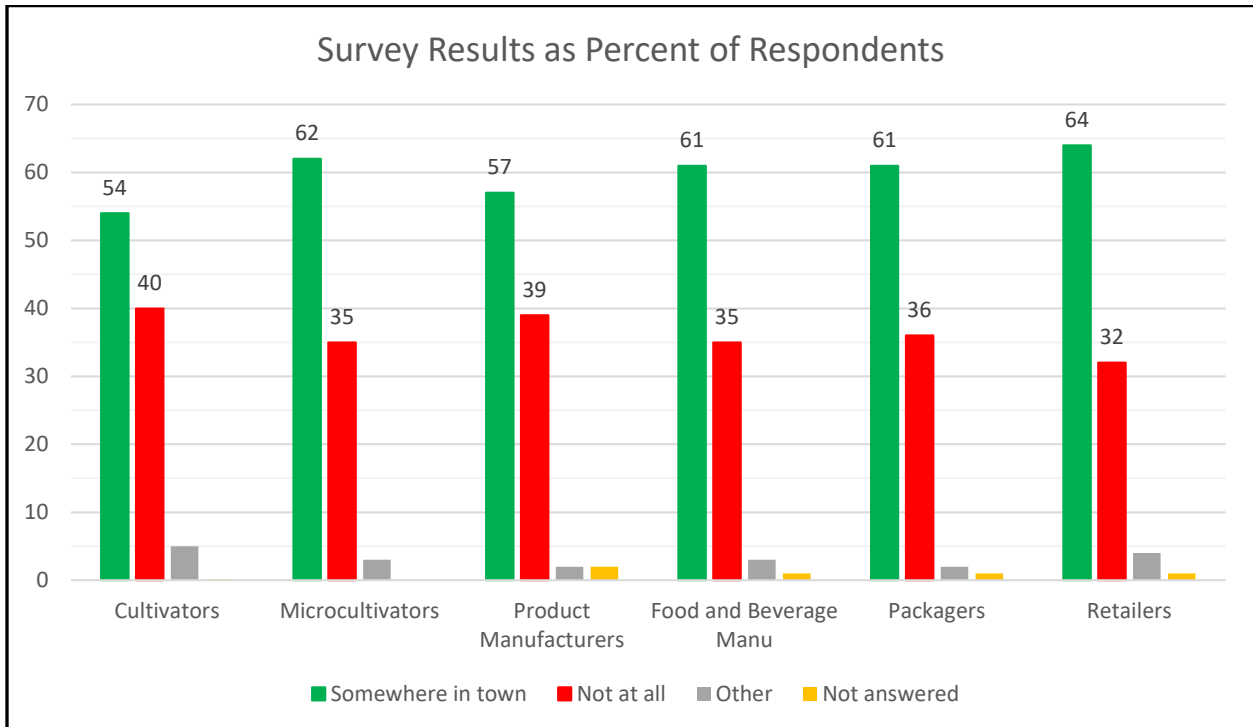
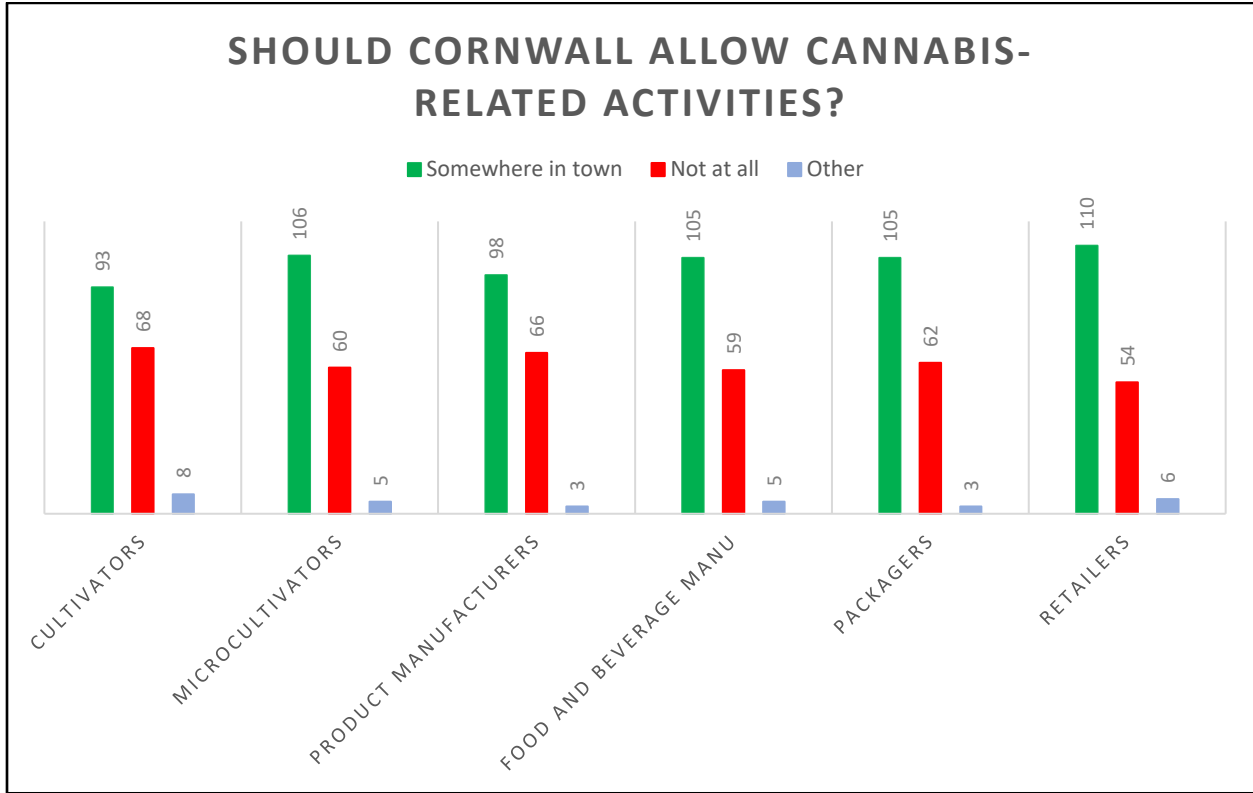
- Public Educational forum held on April 11
- Inclusion of the survey as an insert in the May Cornwall Chronicle, along with a list of definitions (descriptions of the license types) at the bottom of page 3.
- Requests to respond to the survey with links to the survey and the explanatory document were posted on the CornwallCT facebook page and the Cornwall Community Network on two occasions.
- The same information mentioned above was available on the Cornwallct.org website.
- A link to the survey was provided by Riley Klein in the Lakeville Journal.
- The survey was discussed at the May 9 meeting of the Planning and Zoning Commission, the video of which was made available by Richard Griggs.

2. Does the survey sample fairly represent Cornwall?

There were 171 responses to the cannabis survey.

The results for respondents in favor of either a business zone location or a residential zone location were added to the number who indicated “both” to give an estimate of “those generally in favor” to compare with those who responded, “not at all”. Confidence levels and confidence intervals were calculated with the help of <https://www.surveysystem.com/sscalc.htm>. The most common confidence level used in surveys is 95%. At a 95% confidence level, the margins of error (aka “confidence interval”) for our responses are plus or minus 7 percent. For example, this means we can be 95% confident that if we were able to sample the entire adult population of Cornwall, the percentage of people in town who are in favor of a cannabis retail business would fall between 57% and 71%. We can also be confident that the percentage of people in town who are opposed to a cannabis retail business would fall between 25% and 39%. Since these ranges do not overlap, our sample size can be considered adequate.

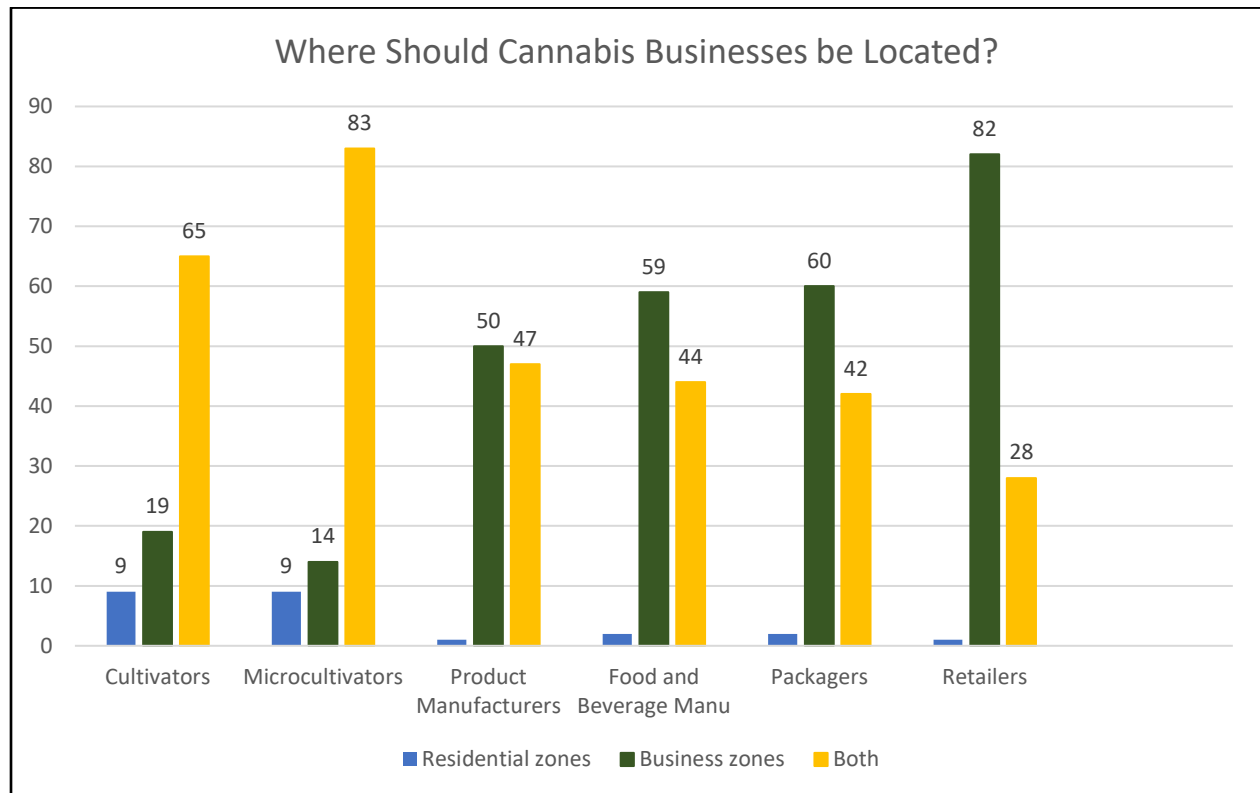
3. Should we allow any of the 6 cannabis business types in Cornwall?



ALL the licenses (or business types) that were surveyed showed more respondents in favor than not in favor of having those businesses in Cornwall. The widest spread between the

people who would approve of a cannabis related business in town and those who would not pertained to retailers at 64 versus 32%.

4. If we allow any of the business types, where should they be located?



Comments

20 individuals made 46 comments, some of them quite detailed. It is clear that respondents have thought deeply about the subject. There were 9 themes expressed by the comments, which are paraphrased below:

1. Concern about traffic and the possibility of becoming like Great Barrington
2. Concern about the effects of cannabis exposure and access on children.
3. Anticipation of increased revenue, employment and newcomers as a result of having cannabis-related businesses in town.
4. Concern about effects on neighbors in terms of potential pollution, odor, use of fertilizers and pesticides, intense use of water, and noise.
5. Anticipation of bringing current non-producing farmlands into production.
6. An opinion that cannabis businesses “do not suit the area”.
7. Awareness that processing of products will require commercial kitchens.
8. An opinion that cannabis businesses are no different from other farming and business activities.
9. A concern that cannabis-related businesses be scaled in a way that is appropriate to Cornwall. This was the single most common concern noted in the comments.